



**altio**  
S E E • N O W

# AltioLive 5.4.4 Release Notes

## *Summary*

---

Altio 5.4.4 is a bug-fix release to address many issues in the LIST control.

This release will require a 5.x license.

**Applies to:** AltioLive version 5.4.4

**Date:** June 2011

### **Integra SP**

88 Wood Street  
London  
EC2V 7RS  
United Kingdom

[www.altio.com](http://www.altio.com)



tel: +44 (0) 20 8528 1045

# Contents

---

Version 5.4.4.....	5
Enhancements .....	5
New Properties: .....	5
New Actions:.....	5
Issues resolved in 5.4.4 .....	5
Known issues .....	7
Version 5.4.3.....	8
Enhancements .....	8
JFreeChart Custom Control .....	8
Issues resolved in 5.4.3 .....	8
Known issues .....	8
Version 5.4.2.....	9
Enhancements .....	9
JFreeChart Custom Control .....	9
Issues resolved in 5.4.2 .....	9
Known issues .....	9
Security warning dialog box: .....	9
AccessControlException:.....	11
Filters:.....	11
Oracle Weblogic 10.3.1 and above: .....	11
Version 5.4.1.....	13
Enhancements .....	13
Custom Quick Filter Window.....	13
Issues resolved in 5.4.1 .....	13
Known issues .....	13
Security warning dialog box: .....	13
AccessControlException:.....	14
Filters:.....	15
Oracle Weblogic 10.3.1 and above: .....	15
Version 5.4.0.....	16
Enhancements .....	16
Business Intelligence Controls.....	16
Filters.....	16
Datasets.....	16
“How To” Guides .....	16
Issues resolved in 5.4.0 .....	16
Know issues .....	18
Filters:.....	18
Oracle Weblogic 10.3.1 and above: .....	18
Version 5.3.2.....	19

## Release Notes

Enhancements .....	19
Report action has new properties .....	19
Issues resolved in 5.3.2 .....	20
Know issues .....	21
Version 5.3.1 .....	21
Enhancements .....	21
Allow parameters to be reads as JNDI values .....	21
Traffic light rules can be applied to Group rows .....	21
Issues resolved in 5.3.1 .....	21
Version 5.3 .....	22
Enhancements .....	22
Presentation Server REST API supports .....	22
Report Writer  .....	23
Grid control  .....	23
UI face lift .....	23
List/Group list control keyboard behavior Standardized .....	23
Syntax highlighter .....	23
New Window property (Can close window).....	23
Issues resolved in 5.3 .....	24
Version 5.2.7 .....	25
Enhancements .....	25
WAR file is now available for download .....	25
Auto redeploy of .aar file .....	25
Issues resolved in 5.2.7 .....	25
Version 5.2.6 .....	26
Enhancements .....	26
Configurable client idle timeout (View Settings) .....	26
Auto redeploy custom controls (Server Settings).....	27
FreeChart enhancements.....	27
Issues resolved in 5.2.6 .....	27
Version 5.2.5 .....	28
Enhancements .....	28
Warning message when closing Application Manager or Designer with unsaved changes .....	28
Ability to reload cached image .....	28
Issues resolved in 5.2.5 .....	28
Version 5.2.4 .....	28
Enhancements .....	28
DataBuilder resizing .....	28
Layer property for controls .....	29
Issues resolved in 5.2.4 .....	29
Version 5.2.3 .....	30

## Release Notes

Enhancements .....	30
Option to wrap LIST control header.....	30
HTTP service to handle gzip data.....	30
Format field is now available for datatype.....	30
Issues resolved in 5.2.3 .....	30
Version 5.2.2 .....	32
Major Version 5.2.2 Enhancements.....	32
Other 5.2.2 Enhancements.....	32
Focus Indicator Effect.....	32
Issues resolved in 5.2.2 .....	32
Version 5.2.1 .....	33
Issues resolved in 5.2.1 .....	33
Version 5.2 .....	34
Major Version 5.2 Enhancements.....	34
Other 5.2 Enhancements .....	34
New runtime properties.....	34
Window references.....	35
Text control KEYPYED trigger.....	35
Issues resolved in 5.2 .....	35
Previous release .....	37
Enhancements .....	37
Version 5.1.2 Enhancements.....	37
Version 5.1 Enhancements.....	38
Resolved issues .....	39
Issues resolved in 5.1.5 .....	39
Issues resolved in 5.1.4 .....	39
Issues resolved in 5.1.3 .....	40
Issues resolved in 5.1.2 .....	41
Issues resolved in 5.1.1. ....	42
Issues resolved in 5.1.0. ....	42
Issues resolved in 5.0.2. ....	43
Differences from Altio 4.x.....	44
Fonts.....	44
Input Validation .....	44
Lists .....	44
Radio Button Group cells.....	44
Printing.....	44
Look and Feel.....	45
LISTHEIGHT in drop-down lists. ....	45
Auto Column Lists .....	45
IME support .....	46
Custom Controls .....	46

## Release Notes

Using existing custom control in Altio 5.0.....	46
Installation Notes .....	47
Operating System .....	47
Web Browser .....	47
Java .....	47
War Files.....	47
Migration .....	48
Misc .....	48
Anti-Aliased fonts.....	48
Look and feel .....	48
Via applet parameter at startup .....	48
Via ACTSETPROPERTY at run-time .....	49

## Version 5.4.4

---

### Enhancements

#### New Properties:

Type	Property	Description	Note
Application View	KEYASCII	Ascii code of typed character	Return ASCII code of last typed key
Application View	GREYOUT	Grey out for modal window	Grey out background when modal dialog box pops up? Default to Y
Application View	LOSTFOCUSONSWITCH	Control loses focus when browser inactive	Shall control lose focus when user clicks outside browser? Default to N
Editable List	STOPONSELECT	Stop on select (Type:SELECT/DATE PICKER)	Stop cell editing (SELECT/DATEPICKER) when user selects an item
Editable List	PROPAGATEKEYTYPED	Propagate keytyped event (Editable list)	Propagate user's keytyped event to cell editor

#### New Actions:

Type	Action	Description	Note
Logic	ACTSYNCEVENTS	Synchronize with UI thread	Synchronize action thread with UI thread
Local data	ACTSETELEM	Set keyed element	Set keyed xml element. Key name needs to have "element" suffix (e.g. NEWelement)

### Issues resolved in 5.4.4

Key	Summary
ALTIO-2988	Background color of all grouped row cells shall be painted using selected row color
ALTIO-2985	If a cell is being edited, disable a LIST shall cancel cell editing
ALTIO-2983	Clicking a cell of a disabled LIST control shall not fire LIST's "ONCHANGE" event

## Release Notes

ALTIO-2982	SUSPENDEVENT action has no effect
ALTIO-2980	Input data validation does not work for controls in a container
ALTIO-2979	Controls shall not lose focus when browser loses focus
ALTIO-2976	LIST with hidden column return wrong value for "selectedcolumn" property.
ALTIO-2974	When a control is disabled, you cannot display the right-click menu (copy, Paste, ..) in the Designer
ALTIO-2973	<code>\$/app.currentrownumber</code> and <code>\$/app.currentcolumnnumber</code> do not return correct data from editable LIST's CLICK event
ALTIO-2972	Leaving an editable cell from an editable LIST to other control does not trigger LOSTFOCUS event
ALTIO-2971	It is difficult to do comparison when we use <code>\$/app.keychar</code> to check '*' character. New a "keyascii" property
ALTIO-2970	Once Altio is load, refresh browser causes exception
ALTIO-2967	Conditional editing when using <code>\$/list/COLUMN_NAME.value</code> does not work properly
ALTIO-2966	When a cell contains a select control, if you click on the cell where the button to show the drop-down is located, then the drop-down list does not display properly.
ALTIO-2965	CLONE -When 'Wrap Text' is set to Y then the row height automatically resizes even if 'Auto Row Height' is set to N.
ALTIO-2964	There are 2 typos in the Regular expressions techlet
ALTIO-2963	When a LIST is editable, some columns are painted on selected row color, but some don't
ALTIO-2962	LIST control's "currentcolumnnumber" property returns index starting from 0. Shall be 1
ALTIO-2961	When a column is set to <code>Width="0"</code> , its "Editing" settings should not be taken into account (You cannot tab from one cell to another because of this)
ALTIO-2960	Control caption is not printed
ALTIO-2959	Non-Editable & disabled DatePicker has wrong text color
ALTIO-2958	Disabled DatePicker and ComboBox (select) on Panel use wrong background color
ALTIO-2957	ACTPRINT action prints non-visible control
ALTIO-2956	Non-editable SELECT on panel does not get disabled
ALTIO-2954	LIST column with "Wrap" property (WRAP) set to "Y" does not wrap long text and resize row height accordingly.
ALTIO-2953	Setting a date column's "Format" property (CTRLMASK) to "DS"

## Release Notes

	prevents that column to be sorted properly
ALTIO-2952	If a LIST is sorted, setting selected element using SELECTELEMENT property may not work.
ALTIO-2951	Non-editable Checkbox and Radio button in a Tab panel are not disabled
ALTIO-2950	Hidden label control's caption is visible
ALTIO-2949	If an editable LIST control has hidden column (W="0"), tabbing between cell does not work
ALTIO-2947	LABEL control and other non-editable controls shall be excluded from input validator
ALTIO-2946	Disabled LIST control's background is darker grey instead of light grey
ALTIO-2945	Column's FontStyle setting is not recognized for Disabled LIST control
ALTIO-2466	When 'Wrap Text' is set to Y then the row height automatically resizes even if 'Auto Row Height' is set to N.
ALTIO-723	Setting the value of a datepicker control to an empty string does not clear its value
ALTIO-2942	Label control does not display text after browser refresh or if JRE is already loaded.
ALTIO-2937	When a container control is NOT enabled, some controls in the container are still enabled

## Known issues

From Java 6 update 24, you can no longer copy data from clipboard into Java Applet. This change was introduced to address some vulnerabilities. It appears that the ability to copy & paste from a computer's clipboard into a Java Applet has been deemed security thread, and therefore disabled (Copy within Applet is fine). You can do one of the following to bring back the lost feature.

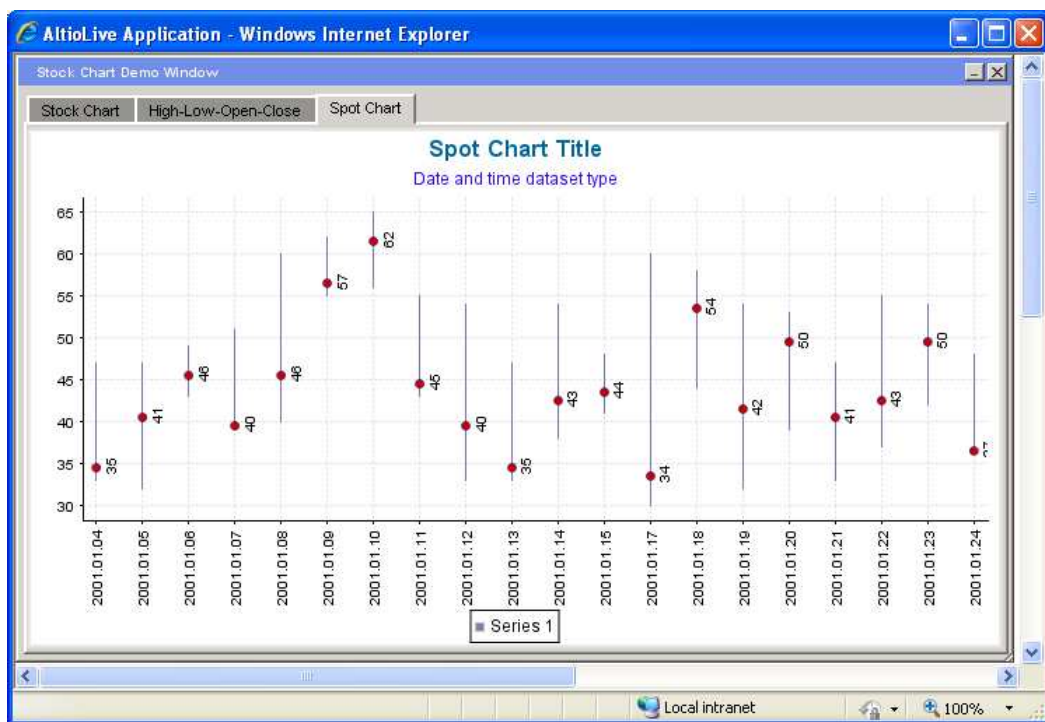
- Use signed jar – to do so you need to change the applet hosting page to specify using signed Java applet. For example  
`var useSignedJars = true;`
- Go back to update 23 or ask your users not to upgrade to Java 6 update 24 for now. (**not recommended**)

# Version 5.4.3

## Enhancements

### JFreeChart Custom Control

JFreeChart custom control has been upgraded to support spot chart (see screenshot image below). You can see how to create this chart by reviewing JFreeChart custom control demo app located in WEB-INF/classes/controls/ com.altio.controls.freechartv5/samples folder. Please copy chartdemo2.aar to the “deploy” folder to deploy the demo app.



## Issues resolved in 5.4.3

ALTIO-2942	Label control does not display text after browser refresh or if JRE is already loaded.
ALTIO-2938	When GroupLayout gets updates, it loses its scrollbar position
ALTIO-2937	When a container control is NOT enabled, some controls in the container are still enabled

## Known issues

Please see known issues of Version 5.4.2 section below.

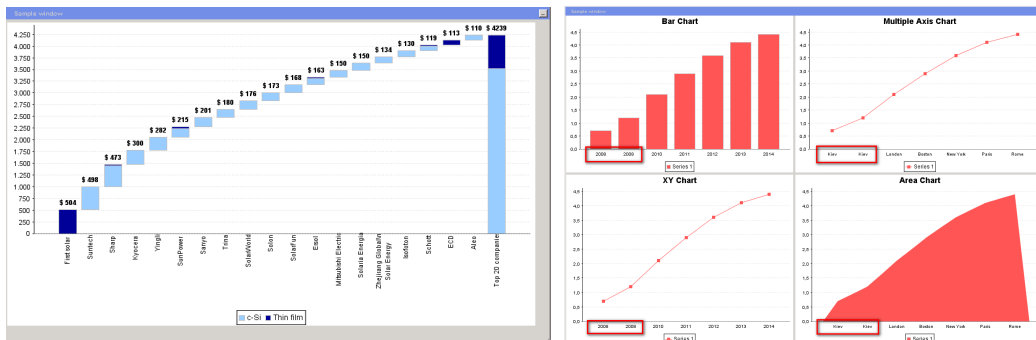
# Version 5.4.2

## Enhancements

### JFreeChart Custom Control

JFreeChart custom control has been improved to be able to create charts of following characteristics.

- StackedWaterfall chart with labels (see image below)
- Add new property, X-Axis data field, to XY Chart so that it is possible to create chart with same x-axis labels (see image below)



## Issues resolved in 5.4.2

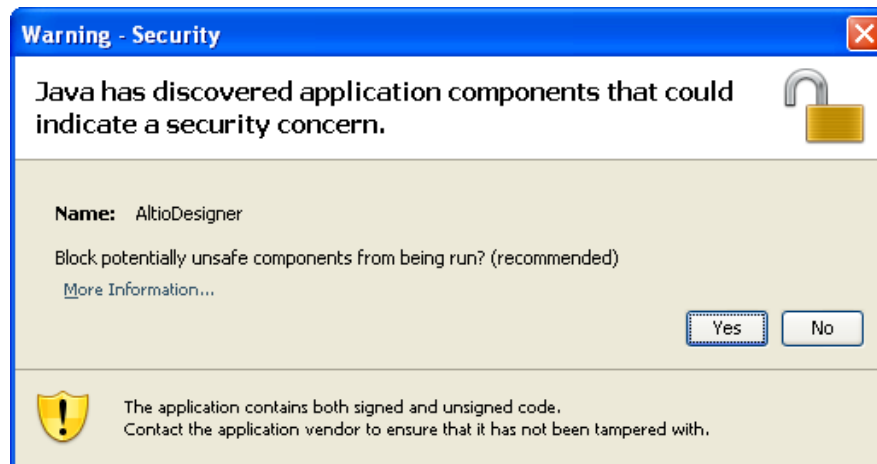
ALTIO-2931	NullPointerException thrown from Treeview occasionally.
ALTIO-2930	User preference saved in database is not restored
ALTIO-2929	Security warning message pops up when application includes excel custom control jar

## Known issues

### Security warning dialog box:

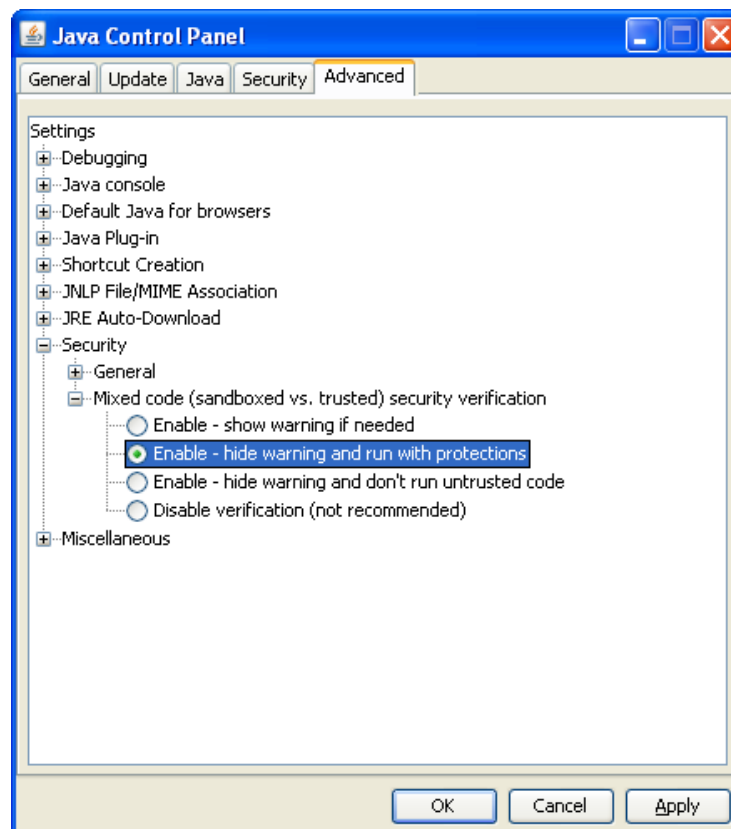
Depending on your Altio client jar selection, you might see following security warning dialog box pops up when you run your Altio app.

## Release Notes



This warning message is about mix use of signed and unsigned components (jars). You shall click the "No" button to continue loading required jars. To avoid the above warning, you shall make sure your jars are all signed or unsigned.

You can also configure jvm to hide this warning. To do so open Java Control Panel and go to **Advanced** tag. Expand **Security** and **Mixed code** nodes and select "Enable – hide warning and run with protections". See below:



## Release Notes

### AccessControlException:

Due to added security check in jvm, with Java 1.6 update 19, you will get following Exception logged in the Java console when you do drag and drop in your application if your application uses unsigned Altio applet.

**java.security.AccessControlException: access denied (java.awt.AWTPermission accessClipboard)**

V5.4.2 client applet handles the Exception to get Drag and Drop functionality continue to work even with an unsigned jar, but above Exception will still be logged. If you prefer not to seeing this Exception in the Java console, switch your application to use signed applet. This can be done by editing applet hosting page (normally htmltemplate.txt) and set **useSignedJars** variable to true; for example

**var useSignedJars = true;**

### Filters:

If namespaces are defined within datatypes then the Filters dialog is unable to extract the attributes from these datatypes. If you intend to filter data ensure that the datatypes that are used for filtering do not have namespaces defined.

### Oracle Weblogic 10.3.1 and above:

Oracle Weblogic 10.3.1 and above now defaults to tell the browser not to send any cookie back including jsessionid when requesting any scripting codes such as Javascript and Java Applet. This gives a 'You are no longer logged on' error when logging into Altio. To resolve this Weblogic configuration issue, you need to use the Weblogic application descriptor to change the application behaviour eg:

```
<session-descriptor>
  <cookie-http-only>false</cookie-http-only>
</session-descriptor>
```

The following steps outline the configuration changes required to use Altio with Weblogic 10.3.1 or above.

1. Using a text editor copy the following XML text to a new file and save it as weblogic.xml (ensure the file extension is xml and not something else).

```
<weblogic-web-app>
  <session-descriptor>
    <cookie-http-only>false</cookie-http-only>
  </session-descriptor>
  <container-descriptor>
    <!-- fix the classloader order so JDOM and Axis work. -->
    <!-- see http://ws.apache.org/axis/java/install.html#WebLogic8.1 -->
    <prefer-web-inf-classes>true</prefer-web-inf-classes>
  </container-descriptor>
```

## Release Notes

```
</weblogic-web-app>
```

2. Place this file under Altio's web application's **WEB-INF** folder.
3. Restart your server.

Further information can be found in the **Troubleshooting** section of the Altio HTML Help text.

## Version 5.4.1

---

### Enhancements

#### Custom Quick Filter Window

The **ACTSHOWFILTERWINDOW** action now takes an optional argument of filter window name. For example:

```
<ACTSHOWFILTERWINDOW CONTROL="SELECT" FILTERWINDOW="MY_FILTER_WIN"/>
```

If the **FILTERWINDOW** argument is not specified, Altio uses the default filter window, called **al\_STANDARDFILTERS**, located in **#{ContextRoot}/WIN-INF/classes/conf/altiodefaut.xml**.

*For more information: see How to Customize the Filter Window guide.*

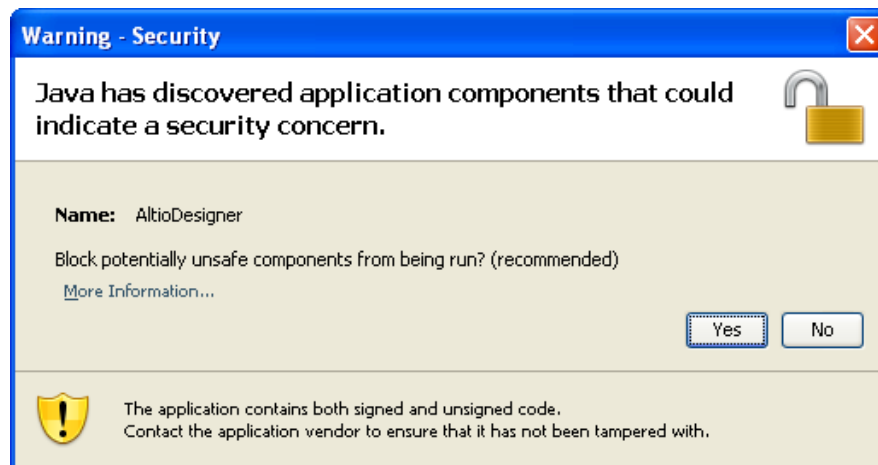
### Issues resolved in 5.4.1

ALTIO-2909	List control sorts string column case sensitively which is different behaviour from Altio v4.
ALTIO-2911	When the Filters window is re-opened, defined filters should not be re-ordered.
ALTIO-2916	Cannot delete last item from select control drop down list.
ALTIO-2919	Java 1.6 update 19 gives security warning when signed Altio applet jar is used because of mix use of signed and unsigned jars.

### Known issues

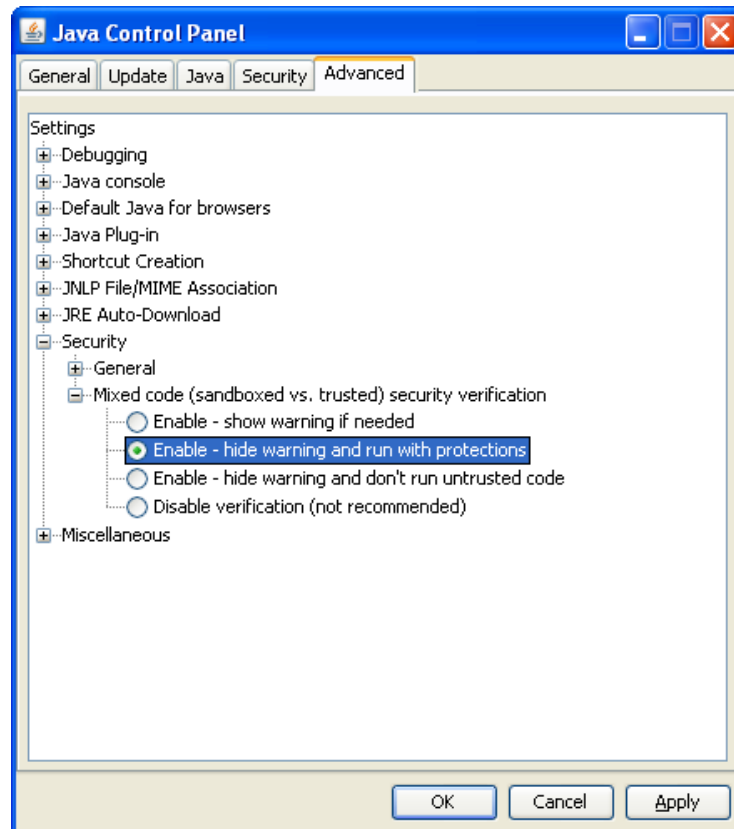
#### Security warning dialog box:

You might see following security warning dialog box pops up when you run your Altio app.



## Release Notes

This is a warning message about mix use of signed and unsigned components (jars). You shall click the “No” button to continue loading required jars. To avoid the above warning, you shall make sure your jars are all signed or unsigned. You can also configure jvm to hide this warning. To do so open Java Control Panel and go to **Advanced** tag. Expand **Security** and **Mixed code** nodes and select “**Enable – hide warning and run with protections**”. See below:



## AccessControlException:

Due to added security check in the jvm, with Java 1.6 update 19, you will get following Exception logged in the Java console when you do drag and drop in your application if unsigned Altio applet is used.

**java.security.AccessControlException: access denied (java.awt.AWTPermission accessClipboard)**

V5.4.1 client applet handles the Exception to get Drag and Drop functionality continue to work even with an unsigned jar, but above Exception will still be logged. If you prefer not to seeing this Exception in the Java console, switch your application to use signed applet. This can be done by editing applet hosting page (normally htmltemplate.txt) and set **useSignedJars** variable to true; for example

**var useSignedJars = true;**

## Release Notes

### Filters:

If namespaces are defined within datatypes then the Filters dialog is unable to extract the attributes from these datatypes. If you intend to filter data ensure that the datatypes that are used for filtering do not have namespaces defined.

### Oracle Weblogic 10.3.1 and above:

Oracle Weblogic 10.3.1 and above now defaults to tell the browser not to send any cookie back including jsessionid when requesting any scripting codes such as Javascript and Java Applet. This gives a 'You are no longer logged on' error when logging into Altio. To resolve this Weblogic configuration issue, you need to use the Weblogic application descriptor to change the application behaviour eg:

```
<session-descriptor>
  <cookie-http-only>>false</cookie-http-only>
</session-descriptor>
```

The following steps outline the configuration changes required to use Altio with Weblogic 10.3.1 or above.

4. Using a text editor copy the following XML text to a new file and save it as weblogic.xml (ensure the file extension is xml and not something else).

```
<weblogic-web-app>
  <session-descriptor>
    <cookie-http-only>>false</cookie-http-only>
  </session-descriptor>
  <container-descriptor>
    <!-- fix the classloader order so JDOM and Axis work. -->
    <!-- see http://ws.apache.org/axis/java/install.html#WebLogic8.1 -->
    <prefer-web-inf-classes>>true</prefer-web-inf-classes>
  </container-descriptor>
</weblogic-web-app>
```

5. Place this file under Altio's web application's **WEB-INF** folder.
6. Restart your server.

Further information can be found in the **Troubleshooting** section of the Altio HTML Help text.

## Version 5.4.0

---

### Enhancements

#### Business Intelligence Controls

The Datagrid and Spreadsheet are two new business intelligence controls that allow users to interact easily with large amounts of data.

#### Filters

The Filters functionality allows a user to create filters at runtime. These filters can then be applied to controls to filter the data they display.

#### Datasets

The Dataset is a new control that allows you to set a data source. This data source can then be used by multiple controls allowing you to update all the control's data at once. This control is intended to facilitate the updates and changes to the data displayed in an application.

#### “How To” Guides

New guides have been created to quickly introduce users to some AltioLive functionalities.

The **How to** guides can be found in the Altio installation folder under **altio54\docs**. These documents will soon be available from the **AltioLive Studio Documentation** menu.

The set of How To guides includes:

- How To – Configure AltioLive Enterprise Service
- How To – Develop and deploy a plug-in package
- How To – Generate an AltioLive archive using a script
- How To – Integrate Web Services
- How To – Use Java Messaging Service with AltioLive
- How To – Use the Login Handler
- How To – Prepare AltioLive portlets
- How To – Save and load filters
- How To – Save and load Spreadsheet data

#### Issues resolved in 5.4.0

ALTIO-940	Renaming a control does not check for duplicated name.
ALTIO-1248	Progress Bar improvements.
ALTIO-1269	Spinner has inaccurate border when used as a cell editor in the table.

## Release Notes

ALTIO-1296	Child elements should have an option of background colors too.
ALTIO-1711	When a new view is given the same name as an old view, the validation message that pops up gives the wrong file name.
ALTIO-1871	Timer control's position on the window in the designer resets after runtime.
ALTIO-2476	Icon needs to be changed when window is minimized.
ALTIO-2716	The Grid control in the regular Designer has unnecessary properties.
ALTIO-2764	ArrayIndexOutOfBoundsException thrown when changing caption via automated test tool.
ALTIO-2800	Containers returns visible:Y even if they are invisible unless all their child panels are set to be invisible too.
ALTIO-2801	Layout panels and Accordion should not have the caption property.
ALTIO-2802	When a container is set to be invisible its caption is still displayed.
ALTIO-2803	When a container, Layout panel or Accordion has a tooltip text set, then the buttons hold in the container are disabled.
ALTIO-2804	When setting the properties of the composite control's subcomponents at runtime, only the controls held in the composite control should be available.
ALTIO-2805	Containers do not display radio button groups, gif animator or gif viewer as subcomponents in the syntax builder.
ALTIO-2806	Designer refresh problem.
ALTIO-2809	In designer deleting a control shall set focus to next control.
ALTIO-2810	You can add a Set Property action without specifying which property to set. This causes exceptions at runtime.
ALTIO-2813	Right-click menu shows the default name of the service function and not its actual name.
ALTIO-2816	Dialog Window Style on View Settings has no effect.
ALTIO-2821	Intermittent: cannot blank a property value (caption for example) when click in the cell to edit it, the cell is blank, when clicking on another cell the value comes back.
ALTIO-2827	Button's up image sometimes cut the caption.
ALTIO-2834	From the Test tab, the user is asked to enter test values for parameters that are used in the Response tab.
ALTIO-2842	Execution of JDBC Service with Named Parameter for Database URL does not Work.
ALTIO-2843	Refresh issue with the focus indicator.
ALTIO-2845	Altio start menu still uses old icons.
ALTIO-2847	JDBC Service Function: on the Response tab, the "Custom initial timestamp"option should be unticked and the 4 controls below it should

## Release Notes

	be disabled.
ALTIO-2848	Error message when uninstalling custom controls.
ALTIO-2849	Setting ACTPROMPT caption has no effect.
ALTIO-2852	Designer DIRTY flag is set by clicking on any control.
ALTIO-2853	Layout Panel and Child Pane icon in Syntax Builder treeview are incorrect.
ALTIO-2854	Cannot use REST service API in APS.
ALTIO-2857	Spinner control cannot receive focus using TAB key.
ALTIO-2866	DataSet icon not present in control palette.
ALTIO-2872	Controls within a container are hidden in the designer if the container's visible property is set to 'N'.
ALTIO-2873	The "Add filter" action works only when a filter is already applied to the control.
ALTIO-2874	Unable to apply filters to a control that is subscribing to a dataset.
ALTIO-2884	Altio5.4 deployed as a war file on Tomcat 6 fails to load the designer.
ALTIO-2885	With FireFox and Safari Altio does not work if browser is set to "Not accept cookie". IE is fine.
ALTIO-2886	Be able to return XML saved in a CLOB field using JDBC service.
ALTIO-2889	Need a way to secure REST services.
ALTIO-2890	At runtime if the Tab Control is made visible the corresponding tab panels are not visible.

## Know issues

### Filters:

If namespaces are defined within datatypes then the Filters dialog is unable to extract the attributes from these datatypes. If you intend to filter data ensure that the datatypes that are used for filtering do not have namespaces defined.

### Oracle Weblogic 10.3.1 and above:

Oracle Weblogic 10.3.1 and above now defaults to tell the browser not to send any cookie back including jsessionid when requesting any scripting codes such as Javascript and Java Applet. This gives a 'You are no longer logged on' error when logging into Altio; to resolve this Weblogic configuration issue you need to use the Weblogic application descriptor to change the application behaviour eg:

## Release Notes

```
<session-descriptor>
  <cookie-http-only>>false</cookie-http-only>
</session-descriptor>
```

The following steps outline the configuration changes required to use Altio with Weblogic 10.3.1 or above.

7. Using a text editor copy the following XML text to a new file and save it as weblogic.xml (ensure the file extension is xml and not something else).

```
<weblogic-web-app>
  <session-descriptor>
    <cookie-http-only>>false</cookie-http-only>
  </session-descriptor>
  <container-descriptor>
    <!-- fix the classloader order so JDOM and Axis work. -->
    <!-- see http://ws.apache.org/axis/java/install.html#WebLogic8.1 -->
    <prefer-web-inf-classes>>true</prefer-web-inf-classes>
  </container-descriptor>
</weblogic-web-app>
```

8. Place this file under Altio's web application's WEB-INF folder.
9. Restart your server.

Further information can be found in the 'Troubleshooting' section of the Altio HTML Help text.

## Version 5.3.2

---

### Enhancements

#### Report action has new properties

Four new properties have been added to the **Report** action (previously called **Print window to PDF**):

- **Filename:** Name of the file to use in generating the report.
- **Orientation:** Whether report is in portrait or landscape.
- **Append:** Whether to overwrite or to append to the end of the named file (only valid if a filename is set).
- **Open PDF Url on completion:** Whether to open the created PDF file on completion or not.

## Issues resolved in 5.3.2

ALTIO-464	Cannot select image for button.
ALTIO-1747	Printing sorted group list to pdf throws exception.
ALTIO-2266	An error message pops up reading "A control cannot have a blank name" when editing a property.
ALTIO-2415	Save As, Delete and Open dialogue not listing all views/reports.
ALTIO-2610	Application is unusable when "Input Required" functionality of any component within a Tab panel is triggered.
ALTIO-2670	Unwanted information in the Java Console when the Edit Static Data is open.
ALTIO-2721	When a List is not editable you cannot tab out and select the next control with the Tab key.
ALTIO-2752	Impossible to create and use skins.
ALTIO-2756	Remove ARW window styles from normal designer.
ALTIO-2769	When ordering Treeview nodes with the Up and Down arrows, a warning and a stack dump are printed to the console
ALTIO-2770	Controls disappear off of the window when the window state is set to maximum.
ALTIO-2771	Delete an option from a SELECT control in a TAB panel causes that SELECT control to disappear.
ALTIO-2772	Can drag from a button when it has an "up image" set.
ALTIO-2777	The radio buttons and check boxes do not trigger the click event when they are clicked via the keyboard.
ALTIO-2782	When a window is set to "Can dock window":Y then the Minimize icon disappears.
ALTIO-2783	Setting "Abort on failure" to "N" has no effect. Altio client still get disconnected.
ALTIO-2784	Server command does not display Error dialog when network connection or server is down.
ALTIO-2785	Cannot drag multiple rows from a list anymore.
ALTIO-2789	Cannot link window from the same view if you delete that window.
ALTIO-2790	Control with anchor other than TOPLEFT in a container or tab panel not working properly.
ALTIO-2796	Focus indicator hidden by rectangles and other controls.
ALTIO-2798	Parallel groups do not populate XML

## Know issues

### On the MAC platform only:

From the [Group List Configuration window](#), in order to tick the check boxes in the **Group** and **Hide** columns, you have to click first in the cell holding the check box, and then click in the check box. (On other platforms, you can tick the check box directly with one click).

Note that if you click directly in the check box, the change is not displayed however it has been applied (If you click on the **Ok** button then re-open the window, the check box is correctly checked).

## Version 5.3.1

---

### Enhancements

#### Allow parameters to be reads as JNDI values

Parameters and properties can be set to reference a JNDI resource string.

[Click here for more information on JNDI.](#)

#### Traffic light rules can be applied to Group rows

Group will apply its update rules when a row inside that group:

- Leaves the group or the entire dataset.
- Enters the group or the entire dataset.
- Update occurs on the column that the rule is applied to.

This will currently only happen if the **GROUPUPDATES** property is set to **Y** (in the Designer the property of the List control is called "Show updates rules on groups" found under the "Group List" category) and the update rule column has group function on it.

[Click here for more information on Lists and Group lists configuration.](#)

### Issues resolved in 5.3.1

ALTIO-81	SUBTOTAL type Group List does not display aggregated data row
ALTIO-107	Label captions are not applying date formats to content
ALTIO-693	List: Pressing F4 on Auto column lists causes Exception
ALTIO-892	List doesn't support HEADERHEIGHT property
ALTIO-1050	F4 window throwing exceptions on linked views
ALTIO-1492	Tab panel ordering not maintained when they are made visible at runtime
ALTIO-1713	Locale handling problem
ALTIO-1729	The button control is not print to pdf

## Release Notes

ALTIO-2244	\$(list.editelement)/@id notation doesn't resolve to anything
ALTIO-2355	Header properties: Horizontal and Vertical Line properties (Line type, Color, Thickness) are broken
ALTIO-2470	'Close All' option not working in Studio under 'Window' toolbar
ALTIO-2519	Format rule on list overwrites alternate row colouring
ALTIO-2527	Y Axis 4 figure values in dashboard techlet cut off
ALTIO-2641	NullPointerException when pasting a text control into a tabbed panel
ALTIO-2659	Right and bottom borders of the Grid are not show when a column is cloned.
ALTIO-2662	Grouped List Refresh and Traffic Lighting Issues
ALTIO-2672	Format Rule overrides the row selected color
ALTIO-2703	Group List Highlights All But One Cell
ALTIO-2705	Copy and Paste feature is broken and throws exceptions
ALTIO-2709	Dialogue box failing to display when license is invalid
ALTIO-2720	List control does not sort dates correctly
ALTIO-2722	Dialog failed to display when license count has been exceeded.
ALTIO-2746	JFreechart not correctly rounding numbers
ALTIO-2749	Grid color properties are broken for the List control
ALTIO-2750	Wrap property is broken for labels
ALTIO-2755	Dropdown control options window's online help points to a dead link
ALTIO-2757	Clicking designer's Run button twice causes NullPointerException
ALTIO-2758	Keytyped action does not work for arrow keys on Treeview
ALTIO-2763	When all bar chart values are negative apart from one that is zero, custom label when zero not displayed

## Version 5.3

---

### Enhancements

#### Presentation Server REST API supports

From version 5.3, you can enable Altio services to be accessible from outside the AltioLive framework via REST API. There are 3 levels of settings to configure REST supports.

- Presentation Server level: to enable/disable REST supports at Presentation Server level (global).
- Application level: to enable/disable REST support for selected applications.

## Release Notes

- Service level: to enable/disable REST support for selected services.

By default, Altio Presentation Server (APS) is configured to not allow REST requests. To configure REST supports, you need to run the Server Administration tool (to configure REST supports at PS and application levels) and Application Manager (to configure REST supports for individual service). Please see the online help for more details.

## Report Writer

Altio Report Writer is a new plug-in module for creating custom reports. It consists of 3 parts:

- Report Designer: similar to the view designer but for creating reports.
- Report engine: report creation.
- Task manager with a RDBMS: for scheduling creation of reports.

Report Writer is not part of the standard installation, but available on request for beta testing.

## Grid control

The Grid control is primarily for layout purposes. It is essentially an explicit row/cell structure, where other components (such as labels or tables) are placed inside the individual cells. It is an ideal way to layout/resize the controls based on the size of the parent container (window, tab, container, etc).

## UI face lift

AltioLive Studio and the Application Manager have UI face lift. Some samples and techlets skins are redesigned.

## List/Group list control keyboard behavior Standardized

List/Group list control's keyboard behavior has been standardized.

## Syntax highlighter

The Data builder and the Syntax builder use syntax highlighter for its XPath and syntax statements. String, XPath functions, properties and brackets are highlighted with different colors to help writing complicate statements.

## New Window property (Can close window)

Before version 5.3, a window can be closed only if it is not a startup window. A new window property called **Can close window**, has been added to determine whether a window is closable or not. A closable window has a close button on its title bar and can be closed via an action.

## Issues resolved in 5.3

ALTIO-307	End of list sometimes shown after the addition of data to list control
ALTIO-930	Undo/Redo does not maintain order of elements
ALTIO-1406	Wrap text for grouped columns not working
ALTIO-1621	Click twice on designer explorer/properties/datatypes icon blanks already open window
ALTIO-1686	'group header grid colour' property of a list does not have any effect .
ALTIO-2144	Windows with defer load=Y sometimes not loaded
ALTIO-2216	From the Designer, when you stop running a view and go back to the design mode, the View Explorer and the Properties window reset to default display.
ALTIO-2258	Button does not support transparent image
ALTIO-2327	altiodatatypes.xml file is saved every time a view is saved
ALTIO-2365	Select control in a list displays value instead of description
ALTIO-2366	Imported service is not available in composite service
ALTIO-2424	Altio htmltemplate.txt does not have closing </HEAD> tag
ALTIO-2510	Window's deferload runtime property does not seem to return value
ALTIO-2513	Application's printwindow runtime property does not return value
ALTIO-2515	When setting defer load to SIBLINGS some windows cannot be opened at runtime
ALTIO-2516	Cannot tab from a panel into another panel in PanelLayout control
ALTIO-2518	Data types imported in one view do not get picked up by another in the same app
ALTIO-2522	Datatype treeview doesn't refresh leaf when caption is changed
ALTIO-2536	Dynamic group list works the first time the window is opened but not the 2nd time.
ALTIO-2581	Data bound filters do not work on group list
ALTIO-2582	Data element containing namespace cannot be selected in the Data/Syntax builder to build the XPath statement.
ALTIO-2608	Run Firefox on Mac OSX 10.4 (java v1.5) every time a tool is launched from studio, you have to click on the browser area see the content of the window
ALTIO-2612	Datatypes file is always saved even if I choose NOT to save view.
ALTIO-2615	Use "Import from service" to create datatypes fails to retrieved datatypes reflected to retrieved data because the previous datatypes is cached on the server
ALTIO-2616	Data layer erroneously announces data updates when the elements have blank attributes

## Release Notes

<a href="#">ALTIO-2619</a>	Print to PDF does not work for list with a single row of data
<a href="#">ALTIO-2640</a>	"Convert to local control" menu option is available to already converted control
<a href="#">ALTIO-2682</a>	In Designer's design mode List control's header are not updated when you change header color or FontStyle value

# Version 5.2.7

---

## Enhancements

### WAR file is now available for download

Altio WAR file is now available for download. The WAR file's server configuration file (altioserver.xml) has no <SERVER> node. When the WAR file is deployed, Altio Presentation Server will initialize itself with a default server.

### Auto redeploy of .aar file

Altio Presentation Server can be configured to automatically redeploy .aar file similar to the way custom control is redeployed. If APS is configured to do so, user can drop a new version of .aar to the deploy folder for it to be redeployed automatically.

## Issues resolved in 5.2.7

<a href="#">ALTIO-725</a>	Hidden columns are not being hidden and are affecting the specified width of other columns
<a href="#">ALTIO-810</a>	A window with an auto column list that is also dynamically configured to have AUTOGROUPS will work only the 1st time the window is opened.
<a href="#">ALTIO-2041</a>	Designer is very sluggish
<a href="#">ALTIO-2071</a>	Syntax builder not showing Datepicker control within the Container contex
<a href="#">ALTIO-2143</a>	Designer loses available images after opening a view
<a href="#">ALTIO-2181</a>	Dragging datatypes onto control forces format of T on control
<a href="#">ALTIO-2191</a>	Dropping a datatype to text or select control does not automatically apply format nor format pattern.
<a href="#">ALTIO-2250</a>	panelement is not described in documentation
<a href="#">ALTIO-2296</a>	Treeview chopping off item text
<a href="#">ALTIO-2347</a>	When you set the Initial Data Service Function with a valid service function, a WARNING message displays reading 'Failed to get data from following service(s).'

## Release Notes

<a href="#">ALTIO-2364</a>	When server name is specified in altioserver.xml, user login with IP address in the URL cannot launch any tool from studio
<a href="#">ALTIO-2450</a>	Combo box does not update when underlying data has changed
<a href="#">ALTIO-2490</a>	JNDI does not fall back to ENC if configuration failed
<a href="#">ALTIO-2503</a>	Windows sometimes getting stuck in maximised position
<a href="#">ALTIO-2505</a>	Spinner resets to min value when you clear it's contents
<a href="#">ALTIO-2506</a>	Date parsing doesn't handle milliseconds or time zones properly
<a href="#">ALTIO-2508</a>	JNDI datapools do not reconnect after database downtime
<a href="#">ALTIO-2519</a>	Format rule on list overwrites alternate row colouring
<a href="#">ALTIO-2520</a>	Null Pointer Exception when using server with incorrect SERVER context
<a href="#">ALTIO-2524</a>	Menus not displayed from the AltioLive Studio and the Designer with Firefox
<a href="#">ALTIO-2525</a>	Right-click menus are not displayed in the treeview of the AltioLive Studio on Mac. Doubleclick event is also lost after launching another app from Studio.
<a href="#">ALTIO-2528</a>	Column widths don't go below 10 pixels in width.
<a href="#">ALTIO-2533</a>	NullPointerException when the application times out in the Designer
<a href="#">ALTIO-2534</a>	Treeview extends too far off bottom with huge space in middle
<a href="#">ALTIO-2538</a>	Tooltips don't work on pie chart
<a href="#">ALTIO-2539</a>	Clicking on treeview blank area scrolls tree to selected item
<a href="#">ALTIO-2540</a>	Service function Wait windows can be closed
<a href="#">ALTIO-2555</a>	Header checkbox no longer works correctly
<a href="#">ALTIO-2561</a>	Altio Developer Centre link is incorrect.
<a href="#">ALTIO-2601</a>	If data update block contains updated and added/deleted elements, list control's DATAADD and DATADELETE triggers are not called

## Version 5.2.6

---

### Enhancements

#### Configurable client idle timeout (View Settings)

AltioLive client connection can be timed out when an application is idle for specified time. An application is considered idle when no keyboard or mouse click event is received. When a client connection is timed out due to idleness, application will no longer talk to server and user must login again to interact with server.

## Release Notes

Connection timeout does not invalidate its server HttpSession. Therefore if an application launches another application which is then timed out, the original application will continue to work.

If idle timeout value is not set or set to a negative value, application idle timeout will not be enforced. When the value is set to less than 10 seconds, the idle timeout will be defaulted to 10 seconds.

## Auto redeploy custom controls (Server Settings)

AltioLive Presentation Server can be configured to automatically reinstall new custom controls. If APS is configured to do so, user can drop a new version of custom control to the "controls" folder, and the custom control will be reinstalled automatically. From v5.2.6 this is the default behavior. To turn off auto redeployment of new custom controls, run AdminTool and change the "Server Settings" value.

## FreeChart enhancements

Support dynamic label formats on spot charts in the same manner as for bar charts.

## Issues resolved in 5.2.6

312	List columns don't fill control width
650	Default value not working for combobox and spinner
1327	List column heading font is incorrect
1433	List control row selector not visible
3199	Datatypes window not showing service parameters on import
3375	Clicking on check box on non-selected row immediately fires row edited event
3742	FreeChart x-axis labels sometimes overlap x-axis
3755	Clicking in Color property activates validation check
3894	Expression with brackets in breaks parser.
3897	FreeChart line chart with Gradient Background has refresh issues
3898	FreeChart memory leak when "Refresh Control" action is called
3913	FreeChart exception is raised then changing plot data source from empty node to fulfilled one
3926	No warning message when client connection to APS is lost
3932	APS web.xml missing pack200 definitions
3961	Windows sometimes getting stuck in maximised position
3963	FreeChart XY graph does not adjust first series plot when a second series, with a wider domain, is added
3972	FreeChart supports domain axis sorting to the XYChart control

3974	Tooltips are not shown correctly for multiseriess category XYChart control
------	----------------------------------------------------------------------------

## Version 5.2.5

---

### Enhancements

#### Warning message when closing Application Manager or Designer with unsaved changes

Application Manager and Designer now pop up a warning message window when user tries to close browser with unsaved changes.

#### Ability to reload cached image

AltioLive client caches all loaded images. If an image is missing initially, it will remain a missing image even if it becomes available on the server. A new property, **IMGLOADINGBEHAVIOR**, is added to the image control to control how image shall be reloaded when window/panel is re-opened or ACTREFRESH action is invoked.

### Issues resolved in 5.2.5

3639	Service Function Success message does not work properly
3908	ColorManager class should not be obfuscated
3779	Auto Row Height and wrap text do not work
3666	Setting the MASK of a text box via an action has no effect
3635	Treeview can lose its icons
3671	Treeview chopping off item text
3743	Colour picker doesn't remember colour history in runtime
3721	APS Login page's "Altio Developer Centre" link is broken

## Version 5.2.4

---

### Enhancements

#### DataBuilder resizing

The DataBuilder can now be resized to enable large Xpath statements more easily read.

## Release Notes

### Layer property for controls

It is now possible to override the default z-ordering of controls by supplying a LAYER integer property on each control.

### Issues resolved in 5.2.4

<b>3632</b>	Treeview disappears when data is loaded
<b>3633</b>	Multiple row select in list control does not work correctly
<b>3634</b>	List control will not sort properly if cells in the colum...
<b>3710</b>	Cannot start cell editing with the keyboard
<b>3648</b>	Issue with deleting options for the select controls
<b>3640</b>	Image control tries to load in designer, even when data d...
<b>3646</b>	Select control does not display options when Unique option is set to Y
<b>3647</b>	Drag Window isn't cleared and so is used as service function context.
<b>527</b>	ACTSELECTPARENT / ACTEXPAND action not handled by group list
<b>3423</b>	view explorer treeview does not show correct right-click menu
<b>3552</b>	Altio client does not show message with SUCCESS status

## Version 5.2.3

---

### Enhancements

#### Option to wrap LIST control header

PR2614 has been implemented so that LIST control header text can be wrapped

#### HTTP service to handle gzip data

PR3312 has been implemented so that HTTP service can now received gzip encoded data

#### Format field is now available for datatype

PR3490 has been implemented so that "Format" field is available for datatype

### Issues resolved in 5.2.3

842	Uneditable fields still get marked as invalid
2519	button's Image effect options(center, stretch ,topleft options) not working
2596	when a select control is given a data source/data type by dragging the data type from a data type window, the control does not show the data at runtime.
2678	Can't drag controls onto window if cursor is over another control
2718	when button's image Position property is set to 'bottom' , the image disappears from the button
2764	some menu options in help for the application manager do not work
2821	dragging an attribute from the data-types window onto a select control populates the wrong fields
2846	specifying the 'horizontal line thickness ' property of the list control increases the row height of list as well
2919	Compose container-cloning, selecting controls.
2963	scrollbar is not being displayed on the layoutpanel control when it's size is too small to display controls on it
3017	cannot import linked views twice
3295	Clicking repeatedly on the expansion button copies cells in column
3330	FIT option does not correctly resize image on button
3339	Cannot set up events on controls inside some containers
3341	A disabled link has appeared on the first tab of the Editable Lists techlet.
3350	Label control wrap text property not wrapping test.
3351	'selectedelement' does not appear in the Syntax Builder property list

## Release Notes

3381	dropdown list is not displayed on the MAC
3401	Toolbar has been deprecated but we still have toolbar settings in the Window Style properties.
3446	Specifying format pattern for DMT throws exceptions
3453	set auto close=N doesn't display window in designer
3481	Line control doesn't draw if no caption
3487	XPath predicate with "!=" operator is evaluated incorrectly
3509	JDBC servcie with dynamic SQL does not always work
3510	JDBC servcie does not handle multiple calls correctly

## Version 5.2.2

---

### Major Version 5.2.2 Enhancements

Feature	Description
Documentation	The AltioLive documentation has been restructured to provide a more intuitive path to follow.

### Other 5.2.2 Enhancements

#### Focus Indicator Effect

PR3347 has been implemented so that the color of the Focus Effect can be set. This is a new attribute found on Window Styles under General properties.

It is possible that some controls may intersect the Focus effect and prevent it appearing, one example of this is if a button on text control is placed on top of an image control.

### Issues resolved in 5.2.2

3179	Licensing issue when deployed to cluster
2777	Button's image effect does not resize when button is resized
2810	Setting a panel to disabled has no effect in the Layout P...
3246	Print to PDF not returning correct URL in cluster
2817	radio button group creates duplicates for the radio butto...
2802	Designer opens 'new view' in APS Enterprise
2919	Composit container-cloning, selecting controls.
2140	white box appearing before dropdown list/datepicker windo...
2489	Datepicker default value complex statement being replaced...
3242	Link 2 views causes Altio fails to update window from 1st...
2820	debug options window does not show the options list on it...
3248	when static data is added to an application, a node 'al_D...
3220	it is not possible to link the same view to an app twice ...
3270	Empty menu item in the toolbar under Window menu
3221	images from linked views are not found in applications
2294	Controls dependent on list are not getting updated in time

## Release Notes

<b>3185</b>	Applet freezing up when running Actions techlet
<b>3249</b>	When data locale is different than client locale, Altio d...
<b>3293</b>	Expand All =N has no effect on a Grouped List
<b>3153</b>	Label control does not read data using specified data locale
<b>3154</b>	Editable LIST does not handle number correctly with diffe...
<b>2707</b>	Typing the "Today" as a name or caption automatically res...
<b>3167</b>	'Name' of a control is deleted, after editing Caption name

## Version 5.2.1

---

### Issues resolved in 5.2.1

Altio 5.2.1 was a patch fix release.

## Version 5.2

---

### Major Version 5.2 Enhancements

Feature	Description
Designer	The AltioLive Designer has been updated to be a Swing application for better integration with the Altio 5.x runtime and custom controls. The look and feel has been updated and several areas of functionality (control palette, skin partitioner) have been improved.
Container Controls (NEW)	AltioLive now includes a Container control, for easily grouping multiple controls together.
Composite Controls (NEW)	Composite Controls provide a simple way to create re-usable components from any Container control that can be used across multiple applications. These controls can be packaged and shipped just like Custom Controls.
Data-Driven Tabbed Panels (NEW)	This allows the dynamic creation of a child tab for each instance of a data element at runtime.
Custom Controls	AltioLive now comes bundled with more custom controls. New additions for 5.2 include an Accordion, Reflected Image, Layout Panel, Toggle Button.
Pack200 Support (NEW)	AltioLive now ships versions of its client JAR files compressed with Pack200, which greatly reduces their download size. These will be served to client browsers when the server detects they can accept this format.
Color Picker	The Color Picker control has been rewritten to look better and offer more functionality.
Paint Focus	PR3347 has been implemented so that the color of the Focus Fade Effect can be set. This is a new attribute found on Window Styles under General properties.

### Other 5.2 Enhancements

#### New runtime properties

- **Locale:** Returns the client locale (e.g. 'en\_GB').
- **Data Locale:** Returns the locale of the data (e.g. 'en')

## Release Notes

- **Java System Properties:** Returns the value of a named Java System property (e.g. os.name, file separator), security manager permitting, as applets don't have access to properties relating to the user name, home directory or java classpath).

e.g.

```
<ACTLOGTOCONSOLE TEXT="{ /app.locale}"/>
<ACTLOGTOCONSOLE TEXT="{ /app.datalocale}"/>
<ACTLOGTOCONSOLE TEXT="{ /app/system.os.name}"/>
```

## Window references

Altio 4.x supported referencing a window's controls after the window was closed with an ACTCLOSE. This has changed for 5.2- the rules now are:

- Action rules can reference a closed window and/or its controls after calling ACTCLOSE on that window providing they are in the same ACTIONRULE block as the ACTCLOSE.
- If you try and reference the closed window and/or its controls outside of the ACTIONRULE block the window was closed in then we make no guarantee that it will work, as the Window may have been garbage collected by then.
- We guarantee that the window will be "alive" until the end of the ACTIONRULE block it was closed in, but not outside of that.

## Text control KEYTYPED trigger

The KEYTYPED trigger of the text field has changed – it is no longer possible to guarantee that the KEYTYPED trigger is executed before the contents of the text field have changed. If you are relying upon this functionality then you should switch to the new 'EDIT' trigger, which will do this, but we consider this functionality to be deprecated in favour of using the standard format and input validation masks to control user input.

If you simply use KEYTYPED in order to trap particular keystrokes (e.g. check for 'ENTER' key) then AltioLive 5.2 should work as it did before. However there is no guarantee that another keystroke has not happened before the KEYTYPED trigger is thrown, so for example if you type 5 characters quickly you may get the first KEYTYPED trigger as the 4<sup>th</sup> or 5<sup>th</sup> keys are typed.

## Issues resolved in 5.2

743	List: Date cell cannot be edited via text
807	List: fixed columns have double border
821	List: SELECTFIRST not applied
1330	Tooltips do not reevaluate when underlying data changes.
1599	GroupList: selecteddataxml incorrect
1845	Background colour FontStyle preferences not working on list
2379	Min/Max functions not working

## Release Notes

2505	condition for update rule not working
2550	got focus and lost focus events for checkbox trigger action immediately after app in run
2593	Failure to load new images on WebSphere
2595	sort order not working in grouped lists techlet
2600	Caption on radio buttons not evaluated.
2617	Studio's help links are dead
2629	Subtotal group list behaving incorrectly with 2 groups
2651	Refresh dependants not working when all rows deselected
2727	'default cancel button' property of window does not work
2730	Radiobutton GROUP control: the control does not show its radio buttons at runtime when radio buttons are added to it using the radio button group 'option's window
2755	changing the 'horizontal line thickness' property of list affects the size of the controls in the list
2888	Number problem for locale other than english
2893	On load Data Sort In Table causes same data displayed in a drop down
2894	'Link View' fails to update data in the new application.
3046	Sorting fails on auto-grouped auto-column list
3087	Columns change order in a dynamic list from a linked view
3146	Ctrl click on multi row List does refresh dependent list using selecteddatatabbed
3151	Table's "Row Edited" (ONROWCHANGE) event does not get triggered
3155	Editable LIST does not write data back to XML correctly if column specifies DATA element
3161	CTRL-click does not deselect already selected row/s
3173	Scraping window data get duplicate attributes from editable list
3184	List does not update when referenced data in another list is deleted
3190	expanding/collapsing list loses selection

## Previous release

---

### Enhancements

#### Version 5.1.2 Enhancements

##### Group List run-time configuration

The Group List control has had properties added to control its configuration at runtime. When combined with the AUTOCOLUMN=Y setting it enables the Group List to use dynamic data, column and group settings.

Property	Values	Description
CONFIGURE	Y   N	Turns configuration mode on/off. Effectively applies property changes in a batch, rather than individually.
AUTOGROUPS	Number	The number of columns that will be automatically grouped ( <i>between 0 and # columns</i> )
GROUPFUNC	SUM AVERAGE COUNT FIRST FOLD MIN MAX LAST	Use to set the group function for a column, which is specified with the COMPONENT attribute.
EXPAND	Data value to match	Will expand a group based upon a grouping level, specified by the COMPONENT attribute, and a matching data value.

e.g.

```
<!--Begin batch operation →
<ACTSETPROPERTY PROPERTY="CONFIGURE" VALUE="Y" />
<!-- Set the number of groups to 2 →
<ACTSETPROPERTY PROPERTY="AUTOGROUPS" VALUE="2"/>
<!-- Sets the group function of the 5th column to SUM →
<ACTSETPROPERTY PROPERTY="GROUPFUNC" COMPONENT="5" VALUE="SUM"/>
<!-- Expand 1st level groups with a value of USD →
<ACTSETPROPERTY PROPERTY="EXPAND" COMPONENT="1" VALUE="USD"/>
<!-- Commit the batch operation →
<ACTSETPROPERTY PROPERTY="CONFIGURE" VALUE="N" />
```

## Release Notes

# Version 5.1 Enhancements

## Modular Service Request File

A service module file is an xml file containing Altio service definition. Its structure is similar to the Altio application configuration file (altioapp.xml) and can include datakeys, namespaces, and property definitions.

For example

```
<MODULE DTD="altioapp40.dtd" TYPE="MODULE" PREFER_APPID="MODULE">
  <SERVICES>
    <SERVICE NM="HTTP_GET_DATA" MULTICALLS="Y" ENCODEBLOCKARG="Y"
CLIENTCOOKIE="Y" URL="{URL}" RETRYLIMIT="3" BLOCKARG="N"
ENCODING="UTF8" COOKIESCOPE="SESSION" METHOD="AUTO" ACKSRC="NONE">
      <OUTPUT DOCTYPE="XML" />
      <ONSUCCESS MSGSRC="NONE" />
      <ONFAILURE MSGSRC="NONE" />
      <TESTPROPERTIES/>
    </SERVICE>
  </SERVICES>
  <DATAKEYS>
```

Module files are placed in a *modules* folder beneath the *altio51/WEB-INF/classes* folder. Modules are public and accessible by all applications. To use a service defined in a module, run the Application Manager, browse to that service node under the module which contains the service, right-click the service and select *Import service*.

You can edit services defined in a module from the Application Manager. To do so you need to first obtain the lock of that module by right-clicking the module node and select *Lock Module*. Once you have done the editing, you can save your changes back to the module by right-clicking the module node and select *Save Module*.

## Composite Service

A composite service can invoke multiple Altio services from a single service invocation. It aggregates the returned XML from all invoked services and returns the final XML to the caller.

Services in a composite service are normally invoked sequentially, but you can configure them to be invoked in parallel to improve performance. Within a composite service, you can also configure a service to take XML results from another service within the same composite service. Please refer to online help for more details.

## Resolved issues

### Issues resolved in 5.1.5

2056	Long running query may freeze client.
1568	Datepicker button not working in JVM 1.4
1755	Wrong method name is being loaded for Java Services
1769	List's <i>selecteddataxml</i> property returns incorrect values if list is sorted.
1770	JDBC Service changes are not saved.
1804	Datepicker is not dismissed if focus is passed to Datepicker's textfield.
1835	Designer throwing exceptions.
1845	Some FontStyle preferences not working on list.
1865	Drag and Drop not showing the dragged window.
1873	List: Format rules are not working.
1900	Modal windows flicker.
1955	Exception in Tabbed Panel control.
2060	Data thread hangs when copying more than 60 elements in one action.
2080	Modal window appears underneath glasspane.
2094	First tab is launched twice in Wizard techlet.
2165	Row colour of List not applied.
2252	AltioScripting custom control problems in Designer
2260	Splitter custom control exception in Designer
2261	Custom controls not handling right-click in Designer

### Issues resolved in 5.1.4

318	Datepicker issues on OSX
611	Selected row colour in a list blots out any traffic lighting colours
878	JFreechart not working on Firefox(OSX)
940	Cannot use 'Ctrl a' to override list control to select all contents
994	{LIST}/column.value doesn't work on Grouped Rows
1225	Datepicker causes erroneous lost focus event (OSX)
1381	ACTMESSAGE / ACTPROMPT erase context parameters

## Release Notes

1437	Events not firing when selecting first row in list
1593	Count in grouped column not working
1604	JFreeChart 'selectedelement' property no longer available
1605	JFreeChart right-click overriding Altio right-click
1606	Printing windows includes hidden controls
1607	Datepicker: Leaves white border when closed (OSX)
1610	Tabbed panels cannot have all panels invisible
1642	ACTSHOWMENU doesn't work from a popup menu
1681	DatePicker doesn't work in Java 1.4 (OSX)
1682	Double click ignored on the treeview items with children
1683	Validation of dates does not always occur
1686	Wrong Alignment of button image
1736	Studio Explorer - 'New Folder' option not working
1740	Occasional access exception in ActionRule processing

## Issues resolved in 5.1.3

1510	Group List: Setting ROWSELWIDTH breaks grouping
1531	Remove "Group List Configuration" window for Auto-list
1542	DATATYPE definitions are lost when linked views are used
1544	DATATYPE attribute name losing '@' character
1547	List: grouped headers with no child columns causes exception
1558	Column widths are incorrect if the columns have the same caption
1559	Some non-group rows blank after list is sorted on a group column
1560	Sorting a column stops groups from expanding
1561	Hiding a column prevents you from expanding/collapsing group list buttons
1565	Group rows missing values in auto-column list
1575	row selector does not refresh on collapsing group
1576	List: Setting XPATH property turned on AUTOCOLUMN
1577	List: Sorting list with fixed columns sorts on wrong column.

## Release Notes

### Issues resolved in 5.1.2

714	List: Removing a selected row in the List control causes next row to be selected
1110	Grouped List: Allow hiding of buttons
1284	List: Cannot hide list border
1289	NullPointerException for missing service
1290	Group list – hid 'Continent' causes error
1294	List header checkboxes still enabled when list not enabled
1295	List: Tooltips for columns do not work
1297	GroupList: grouped columns initially hidden do not work
1304	Group list control enhancement
1309	Eval statements in default values for controls are not evaluated
1325	List: Group headers missing
1326	List: Right-clicking on a list should select cell
1327	List: column heading font is incorrect
1330	Tooltips do not reevaluate when underlying data changes.
1331	unable to add java service in module service
1332	unable to use imported service in designer
1334	ACTSHOWMENU menus appearing in wrong position
1337	Initial window state of MAX ignored
1347	Unable to use service in modular service file
1349	List: column name is case sensitive
1355	List: Allow explicit column updating ( <i>see Section 3.7 below</i> )
1360	wait window does not appear.
1373	List: Setting SELECELEMENTS has not effect.
1375	DatePicker: dd-MMM-yyyy format fails on lost focus
1383	Text: Dynamic width/height do not affect contents
1396	List: Column captions cannot be set dynamically
1398	List: F4 on auto-column list causes Exception
1435	List: Editable list fails to display data
1436	List: Column ordering from F4 window not applied
1444	DatePicker: Setting value to empty string does not clear value

## Release Notes

1461	GroupList: Sorting via F4 window is failing
1462	List: Auto column list should order columns dynamically
1469	Window: WAIT window glasspanes can potentially be left active
1500	Expose CODEBASE property as \${app.codebase}
1507	Radio Button: Value is NULL instead of UNCHECKED

## Issues resolved in 5.1.1.

1223	AppManager: "Properties" window NOT updated.
1238	PieChart: Control draws pie and show label incorrectly
1254	AppManager: Adding a new onload or offload service does not select that service
1267	DatePicker: Fires two LOSTFOCUS events
1274	AppManager: Cannot use UP or DOWN key to move TREEVIEW selection
1275	Action: ACTNEWWINDOW does not restore minimized window

## Issues resolved in 5.1.0.

1109	List: Use \${LIST/col4.value} to retrieve column value after the 3rd column returns incorrect column value.
1110	Grouped List: Allow hiding of buttons
1116	List: does not support transparent GIF images
1117	Group List: NumberFormatException encountered when displaying a non number cell.
1118	Label: Displaying date resolves in invalid date been reported
1119	Window: showing scrollbars when all controls reside inside that window.
1126	AppManager: new Java service locks up applet
1129	Client: does not send CONNECTION_LEAVE when closing. This resolves in application configuration file does not get unlocked when closing AppManager.
1130	DatePicker: date format Jul 16, 2007 MMM dd, YYYY is no longer supported by altio 5.0
1131	CLIENTID: Running multiple apps within a same jvm causes problems.
1142	Context menu doesn't work on panels
1143	Open "WS Demo Wizard" window hung the AppManager
1144	Cannot use PNG images for skins
1156	Adjust Fonts doesn't work

## Release Notes

<b>1162</b>	Datepicker doesn't throw GOTFOCUS trigger
-------------	-------------------------------------------

### Issues resolved in 5.0.2.

<b>1003</b>	Printing: NullPointerException when printing large network
<b>1004</b>	Printing: Lists still overlapping
<b>1012</b>	Studio: Right-click menu occasionally incorrect
<b>1015</b>	Actions: Action Rules execute on Swing Event Thread
<b>1035</b>	Controls: Checkbox initial change event does not get fired
<b>1042</b>	Controls: Data picker does not update its content the first time the corresponding datasource is updated
<b>1049</b>	Window: Windows not destroying panel dataset when closing
<b>1050</b>	Actions: ACTCLOSE not respecting ONCLOSE action rules
<b>1060</b>	Actions: ActionRules not executing synchronously
<b>1061</b>	Controls: Duplicate ONDATACHANGE triggers on Label control
<b>1062</b>	Window: Window's ONSHOW triggered twice
<b>1065</b>	Controls: Controls with FILLWINDOW not laid out upon return from an F4 config window
<b>1066</b>	Window:List's F4 window has unnecessary scrollbars
<b>1071</b>	Actions: ACTSERVER from ACTJAVASCRIPT fails

# Differences from Altio 4.x

---

Altio 5.0 is largely an implementation of Altio 4.4's functionality with Swing, and so we have tried to keep the number of significant differences between 4.4 and 5.0 to a minimum. The controls will look different because they are different implementations, but the functionality should be identical between versions.

However, certain features were changed or removed during the development of 5.0 due to technical reasons or because we saw the opportunity to modernise a particular feature. These are listed below:

## Fonts

No underlined or strike-through fonts are available in Altio 5.0.

## Input Validation

Input Validation has been changed to use a less intrusive mechanism to alert the user to invalid input.

Instead of a modal dialog box, which disrupts data entry, Altio now uses an icon to the right of the invalid control to indicate it is invalid, and greys out all other parts of the window to indicate to the user the control that needs attention. More information on the error can be seen by hovering over the icon with the mouse, which will display a tool-tip containing more information.

Until the user enters valid input into the control they will not be allowed to TAB off that control or select any other control with the mouse. There may still be minor issues with this code with regard to correctly keeping the user on an invalid control, but these will be addressed in the next release.

## Lists

### Radio Button Group cells.

The list only displays Radio Buttons when the cell is edited. In version 4 the Radio Button Group was shown when the value was rendered, but the performance overhead of doing this in version 5.0 was too great, as Swing repaints the list quite often, and using extra controls as renderers is expensive.

## Printing

For version 5.0 printing in AltioLive has changed to use a server-side component to render the client application and return it to the client as a PDF document.

The only client-side printing available in Altio 5.0 is basic screenshot printing, triggered by the `ACTPRINT` command. Enhanced printing functionality that allows reports of the entire contents of a List or Treeview control requires the new server-side component, triggered by calling `ACTREPORT`.

## Release Notes

Current Altio applications that use printing will therefore work differently. Applications which require data pagination for List and Treeview controls should use the migration script provided to change their `ACTPRINT` calls to `ACTREPORT`.

## Look and Feel

Altio 5.0 implements support for Altio 4.x skins with a custom Swing Look and Feel implementation, and so although Altio 5.0 supports applying other Look and Feel implementations to your Altio applications, you will lose certain Altio-specific features if you do switch from the default Look and Feel.

## LISTHEIGHT in drop-down lists.

The maximum number of items in a drop-down list was previously 8, regardless of the value set in the `LISTHEIGHT` attribute. This restriction has been removed in Altio 5.0.

## Auto Column Lists

The List control supports setting its contents dynamically via the `XPATH` or `DATA` properties. When an application sets these properties the List will configure its column setting dynamically to provide a completely automatic list.

However the auto column List control is designed to change the contents of the List rather than the structure, and so if the auto column list is set to a new data element which has the same name as its previous data element, the list will reuse the column definitions that was already specified.

To overcome this, for example in situations where the application uses data elements with the same, the list has a new property `'FORCECOLREFRESH'`, and can be used as follows:

```
<ACTSETPROPERTY CONTROL="LIST" PROPERTY="FORCECOLREFRESH" VALUE="Y | N" />
```

It is a global setting that will affect how the list deals with subsequent calls to set its `XPATH` or `DATA` properties when it is an auto-column list.

With `FORCECOLREFRESH` set to 'N', the List works as normal. When set to 'Y', the list will attempt to use the path of the list data element rather than just the name to identify when the data structure has changed.

This path will then be used to retrieve the `DATATYPE` information because `DATATYPE` elements should have both `NAME` and `PATH` attributes, as below:

```
<DATATYPE NM="list1" PATH="/list1">
  <ATTRIBUTE NM="name()" TYPE="T"/>
  <ATTRIBUTE NM="text()" TYPE="T"/>
  <DATATYPE NM="item2" PATH="/list1/item2">
    <ATTRIBUTE NM="@id" TYPE="T" VALUE="4"/>
    <ATTRIBUTE NM="@firstname" TYPE="T" VALUE="MAX"/>
    <ATTRIBUTE NM="@weather" TYPE="T" VALUE="sunny"/>
```

## Release Notes

```
<ATTRIBUTE NM="name()" TYPE="T"/>
<ATTRIBUTE NM="text()" TYPE="T"/>
</DATATYPE>
</DATATYPE>
```

If the `DATATYPES` do not have the `PATH` attribute for any reason then auto column configuration with `FORCECOLREFRESH` set to 'Y' will not work, and so the application should default back to the original list functionality by setting `FORCECOLREFRESH` to 'N'.

## IME support

Altio 5.0 is built on Swing, and so all text entry controls are able to cope with multibyte character input. However there is an issue when you are entering multibyte characters into an Altio TEXT control which also has `KEYTYPED` actions – in this situation the character insertion will fail. The current workaround is to remove the `KEYTYPED` actions from that control, but there will be a full solution to this issue in a future release.

## Custom Controls

Custom control development is significantly easier in Altio 5.0, but has changed from previous versions. There is an updated Custom Control Development document installed with AltioLive that gives step-by-step information on how to develop a custom control for Altio 5.0.

## Using existing custom control in Altio 5.0

Existing custom controls should work in Altio 5.0, as Altio uses a proxy class (`com.altio.client.control.CustomControlProxy`) to host older custom controls in Altio 5.0. This proxy class passes on paint messages and data events to the old custom control.

This means that existing controls will work in 5.0, but there may be issues with painting, as there were a lot of custom controls that used a painting offset to paint off-screen to avoid flickering - this code may have to be changed before the control will paint properly in 5.0.

Applications using older custom controls in Altio 5.0 will need to include both the Java1 & Java2 client JARs. This is done by adding the following line to your application's `htmltemplate.txt`.

```
var additionalJars = "${control.jars}, clientReleasev4.jar";
```

## Installation Notes

---

### Operating System

Client:

- Windows 2000, XP or Vista.
- Mac OS X (Intel or PowerPC based)

Server:

- Installers available for Windows (2000 and XP) and Solaris.
- Manual installation of the Altio WAR file can be done for other operating systems, e.g. OS X, Linux.

Application Servers:

- Tomcat 5.0.
- Weblogic 6.0 and Websphere 6.0

### Web Browser

- Internet Explorer 5.5 and above.
- Firefox 1.5 and above.
- Opera 8 and above
- Safari 2 and above.

### Java

AltioLive 5.3 requires a Java 2 compatible JVM, specifically 1.5 or above. During testing we have come across differences and bugs in older versions of the JVM, and so we recommend the latest version of Java for running Altio 5.0.

For Microsoft Vista we have only tested with Java SE 6, which is the default Java download for Vista from Sun.

**Please Note:** *The Java 2 Altio client will not run within the Microsoft JVM, which is Java 1.1 only and has no support for Swing. Microsoft retired its JVM at the end of 2007, and so we recommend using a Sun JVM, even if you are not using the Java 2 Altio client.*

See <http://www.microsoft.com/mscorp/java/default.mspx> for Microsoft's position regarding its JVM.

### War Files

Stand alone installation WAR files are supplied on AltioLive website. This can be deployed directly to your APS server or your Tomcat container.

**Please note:** *You cannot use 5.3 WAR files within an AltioLive 5.2 installation.*

## Migration

---

Altio 4.4 compatible applications that do not use client-side custom controls, should run without any modifications under Altio 5.0. If your application does rely on custom controls then you will need to make some minor modifications to your applet hosting page to include the Java 1 client JAR as well as the Java 2 client JAR, after which Altio 5.0 will host your custom control when it runs the application. See the previous section on Custom Controls for details.

Applications that use printing may need to be migrated from using `ACTPRINT` to the new `ACTREPORT` action – there is a migration script provided to do this.

## Misc

---

### Anti-Aliased fonts.

If you are using a 1.6 JVM then Java will turn on anti-aliased fonts if your system is using them. If you are not using a 1.6 JVM, or do not have anti-aliased fonts activated on your system, then you can manually activate them with the following Java Applet setting:

```
-Dswing.aatext=true
```

### Look and feel

Altio 5.0 implements the Altio skin functionality by using a custom Swing Look and Feel implementation. Altio 5.0 has only been tested with the Altio skin look and feel, but it does allow applications to set Look and Feel at startup or at run-time.

#### Via applet parameter at startup

The default Look and Feel used by Altio can be specified with an applet parameter. You can set the Look and Feel to be platform specific by specifying `"PLATFORM"` for the `"lookAndFeel"` applet parameter.

```
e.g. var lookAndFeel = "PLATFORM";
```

Altio will then use default Look and Feel for the AltioLive client platform.

For Windows platform, the default Look and Feel is

```
"com.sun.java.swing.plaf.windows.WindowsLookAndFeel".
```

For Motif platform, the default is

```
"com.sun.java.swing.plaf.motif.WindowsLookAndFeel"
```

You can also specify the full class name of the look and feel implementation class.

```
e.g. var lookAndFeel = "javax.swing.plaf.metal.MetalLookAndFeel";
```

## Release Notes

The specified class must be in the classpath of the AltioLive client, which means for 3rd party look and feel implementations you must place the JAR files in the `<ALTIO INSTALLATION>\tomcat\webapps\altio51\client` folder, and add the jar names to your applet's HTML page, as below:

```
var additionalJars = "${control.jars}, napkinlaf.jar, napkinlaf-swingset2.jar, examples.jar, substance.jar";
```

## Via ACTSETPROPERTY at run-time

Altio also supports changing the Look And Feel programmatically with the new `"lookandfeel"` property.

e.g.

```
<ACTIONRULE>
  <ACTSETPROPERTY PROPERTY="lookandfeel"
VALUE="com.sun.java.swing.plaf.windows.WindowsLookAndFeel" />
</ACTIONRULE>
```

The "value" argument must be the full class name of the look and feel implementation class. This must be in the classpath of the AltioLive client, which means for 3rd party look and feel implementation you must place the JAR files in the `<ALTIO INSTALLATION>\tomcat\webapps\altio51\client` folder, and add the jar names to your applet's HTML page, as below:

```
var additionalJars = "${control.jars}, napkinlaf.jar, napkinlaf-swingset2.jar, examples.jar, substance.jar";
```

**Please note:** selecting a different look and feel implementation to the default will prevent Altio skins from working, and the use of different look and feel implementations is not officially supported in this release.

**Please note:** Look and Feel settings are global within the same JVM. Once Look and Feel is set, all applications launched from the same JVM will inherit the same Look and Feel.

## **Document Information**

### **Integra SP – Altio**

Telephone: +44 (0) 20 8528 1045

Internet: [www.altio.com](http://www.altio.com)

### **Copyright © 2010 Integra SP**

Copyright in this document is vested in Integra SP. The contents of the document (wholly or in part) must not be reproduced, distributed, used or disclosed without the prior written permission of Integra SP.

Integra recognizes the trademarks or registered trademarks of any third party product or company name referenced in this document at the time of its publication.